

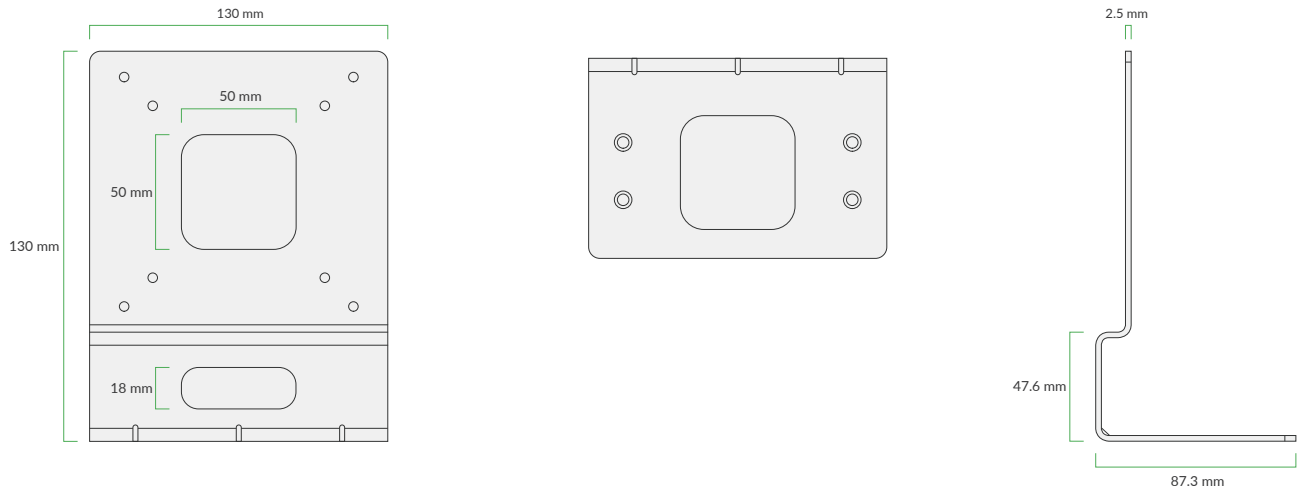


DTEN ME VESA MOUNT

Thanks for choosing DTEN.
Enjoy your DTEN ME.

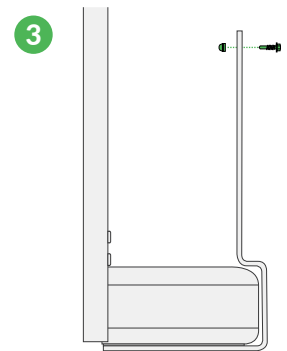
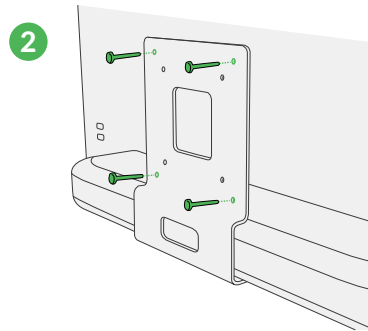
DTEN ME VESA Mount

Product Size

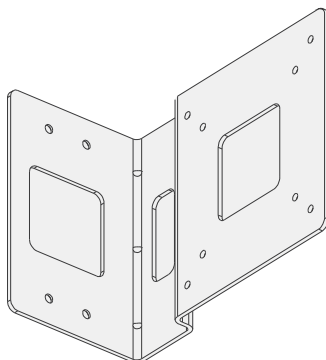


Quick Setup

- 1 Fasten 4x countersunk screws at the bottom
- 2 Locate your DTEN ME VESA adaptor with your wall mount or table mount, fasten 4 round screw.
The adaptor fits 100x100 or 75x75
- 3 Tighten the exposed screw tip with the screw cap



Structure and appearance



Mounting Hole Pattern: 100 mm x 25 mm

